

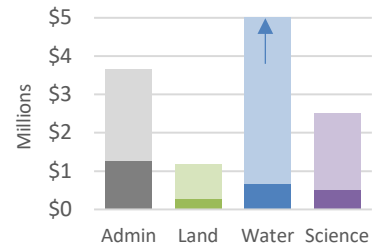


Financial Status Summary

January - May 2023

2023 EXPENDITURES BY BUDGET CATEGORY

	Budget	Expenditures	Remain
Admin	\$ 3,647,200	\$ 1,259,741	\$ 2,387,459
Land	\$ 1,185,050	\$ 285,527	\$ 899,523
Water	\$ 27,385,000	\$ 659,444	\$ 26,725,556
Science	\$ 2,499,400	\$ 507,986	\$ 1,991,414
Total	\$ 34,716,650	\$ 2,712,699	\$ 32,003,952



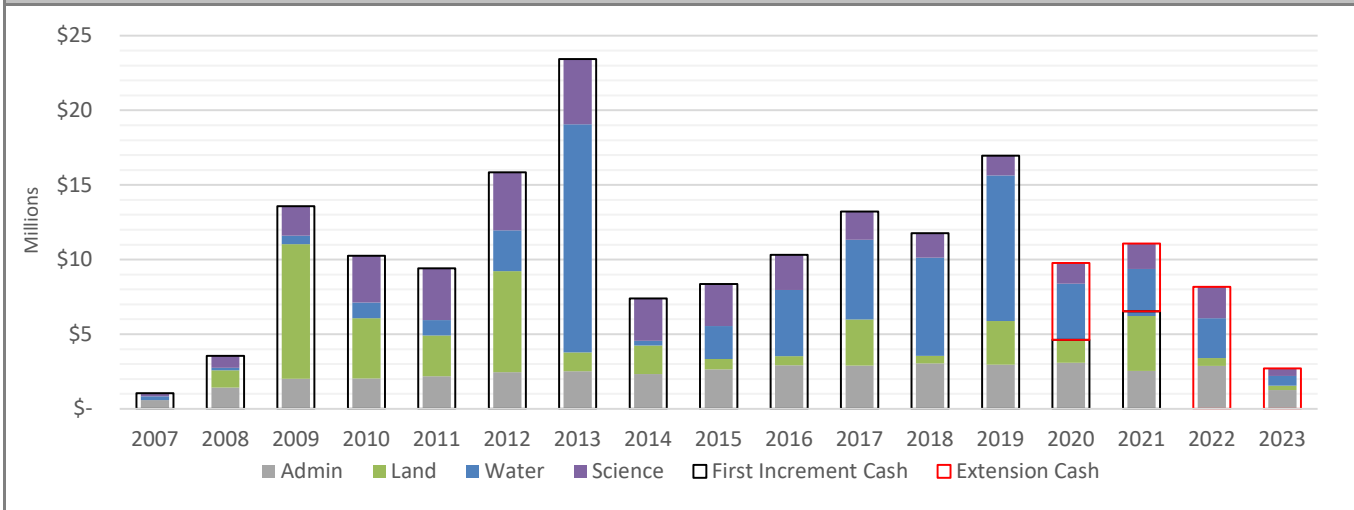
2023 BUDGET LINE ITEM STATUS

ID - Description	% Spend	Budget	ID - Description	% Spend	Budget
ED-1: Program Staff	<div><div></div></div> 38%	\$2,705,000	WPLW-1: Water Land O&M	<div><div></div></div> 1%	\$21,000
ED-2: Legal Services	<div><div></div></div> 8%	\$62,100	WPWM-1: Monitoring	<div><div></div></div> 40%	\$39,000
ED-3: Public Outreach	<div><div></div></div> 43%	\$23,500	WPMT-1: Management Tools	<div><div></div></div> 0%	\$0
GFC-1: Financial Services	<div><div></div></div> 12%	\$686,000	WPSA-1: Water Advisors	<div><div></div></div> 11%	\$20,000
GFC-2: Liability Insurance	<div><div></div></div> 97%	\$88,000	LP-2: Habitat Management	<div><div></div></div> 36%	\$333,200
PD-8: Website & Database	<div><div></div></div> 44%	\$77,000	LP-2-P: Predator Trapping	<div><div></div></div> 41%	\$97,600
CTE-1: Committee Expense	<div><div></div></div> 36%	\$5,600	PD-22: Sediment Aug.	<div><div></div></div> 0%	\$260,000
LP-3: Land Acquis. & Fees	<div><div></div></div> 25%	\$863,000	WP-1(b): Phragmites Control	<div><div></div></div> 0%	\$200,000
LP-4: Land O&M	<div><div></div></div> 11%	\$262,050	G-1: Remote Sensing	<div><div></div></div> 0%	\$305,200
LP-6: Land Advisors	<div><div></div></div> 0%	\$20,000	TP-1: T&P Monitoring	<div><div></div></div> 26%	\$23,600
LP-7: Public Access Program	<div><div></div></div> 100%	\$40,000	WC-1: WC Monitoring	<div><div></div></div> 32%	\$170,200
WPCP-1: Choke Point	<div><div></div></div> 54%	\$910,000	PS-1: Pallid Monitoring	<div><div></div></div> 25%	\$539,000
WPRT-1: Canal Recharge	<div><div></div></div> 0%	\$263,000	G-5: Geomorph Monitoring	<div><div></div></div> 3%	\$19,100
WPRT-2: Elwood Recharge	<div><div></div></div> 0%	\$0	PD-15: Env. Permitting	<div><div></div></div> 13%	\$50,000
WPRT-3: Broad-Scale Rech.	<div><div></div></div> 12%	\$72,000	PD-18: AMP Equipment	<div><div></div></div> 50%	\$134,500
WPRT-4: Recapture Network	<div><div></div></div> 0%	\$325,000	IMRP-3: AM Advisors	<div><div></div></div> 0%	\$58,000
WPRT-5: Slurry Wall	<div><div></div></div> 0%	\$0	ISAC-1: ISAC Expenses	<div><div></div></div> 23%	\$232,800
WPST-1: Slurry Mac Leases	<div><div></div></div> 0%	\$24,801,000	PD-3: Peace & Pubs	<div><div></div></div> 0%	\$63,000
WPST-2: US Storage Leases	<div><div></div></div> 0%	\$624,000	PD-11: AMP Workshops	<div><div></div></div> 175%	\$13,200
WPIR-1: Irrigator Leases	<div><div></div></div> 46%	\$310,000	TOTAL	8%	\$34,716,650

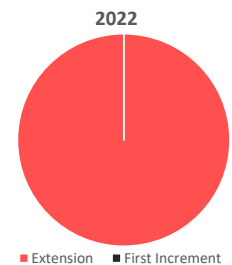
> 5% over budget

2023 BUDGET LINE ITEM NOTES

[illegible]

EXPENDITURES BY CATEGORY AND FUNDING TYPE THROUGH TIME**2023 EXPENDITURES BY FUNDING TYPE AND SIGNATORY**

	Extension		First Increment		Total	
	Expenditure	%	Expenditure	%	Expenditure	%
Colorado	\$ 637,213	23.49%	\$ -	0.00%	\$ 637,213	23.49%
DOI	\$ 1,996,275	73.59%	\$ -	0.00%	\$ 1,996,275	73.59%
Wyoming	\$ 79,211	2.92%	\$ -	0.00%	\$ 79,211	2.92%
Total	\$ 2,712,699	100.0%	\$ -	0.0%	\$ 2,712,699	100.0%



Currently expending

Extension Funds

Remaining expenditure before reverting to First Increment Carryover Funds:

\$1,545,459

EXTENSION EXPENDITURES BY FUNDING TYPE AND SIGNATORY**Extension Funding**

	Indexed Cash Ceiling ¹	Expended	Remaining	Percent Remaining
Colorado	\$ 30,347,146	\$ 4,831,728	\$ 25,515,417	84%
DOI	\$ 95,072,220	\$ 15,140,559	\$ 79,931,661	
Wyoming	\$ 3,772,400	\$ 600,429	\$ 3,171,971	
Total	\$ 129,191,765	\$ 20,572,716	\$ 108,619,049	

¹Indexing date - October 2022**First Increment Carryover Funding**

	Final Cash Ceiling	Expended	Remaining	Percent Remaining
Colorado	\$ 8,015,862	\$ 1,432,303	\$ 6,583,559	82%
DOI	\$ 52,503,273	\$ 9,380,632	\$ 43,122,641	
Wyoming	\$ 2,007,092	\$ 358,570	\$ 1,648,522	
Total	\$ 62,526,227	\$ 11,171,505	\$ 51,354,722	

	Total Cash Ceiling	Total Expended	Total Remaining	Percent Remaining
TOTAL	\$ 191,717,992	\$ 31,744,221	\$ 159,973,771	83%